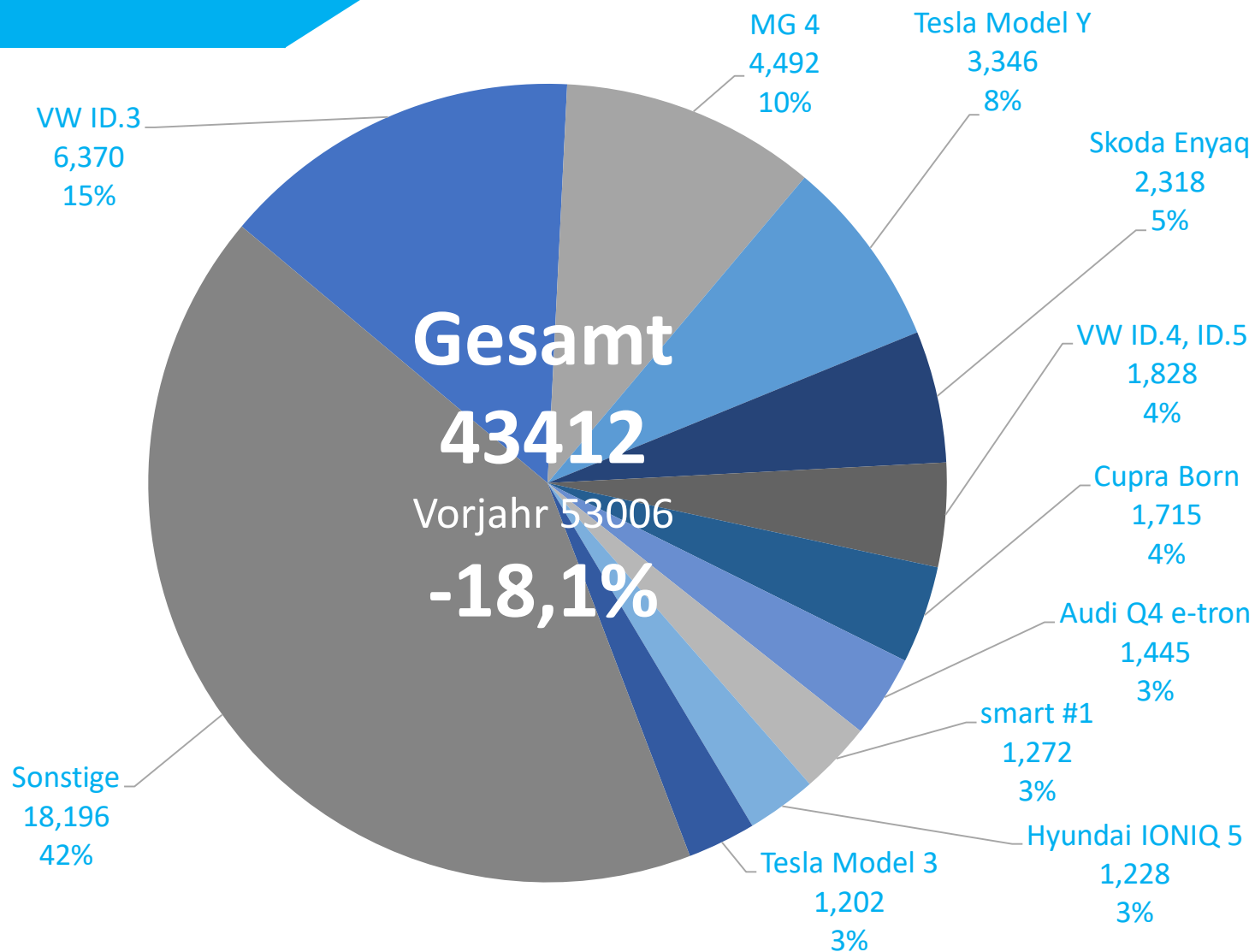


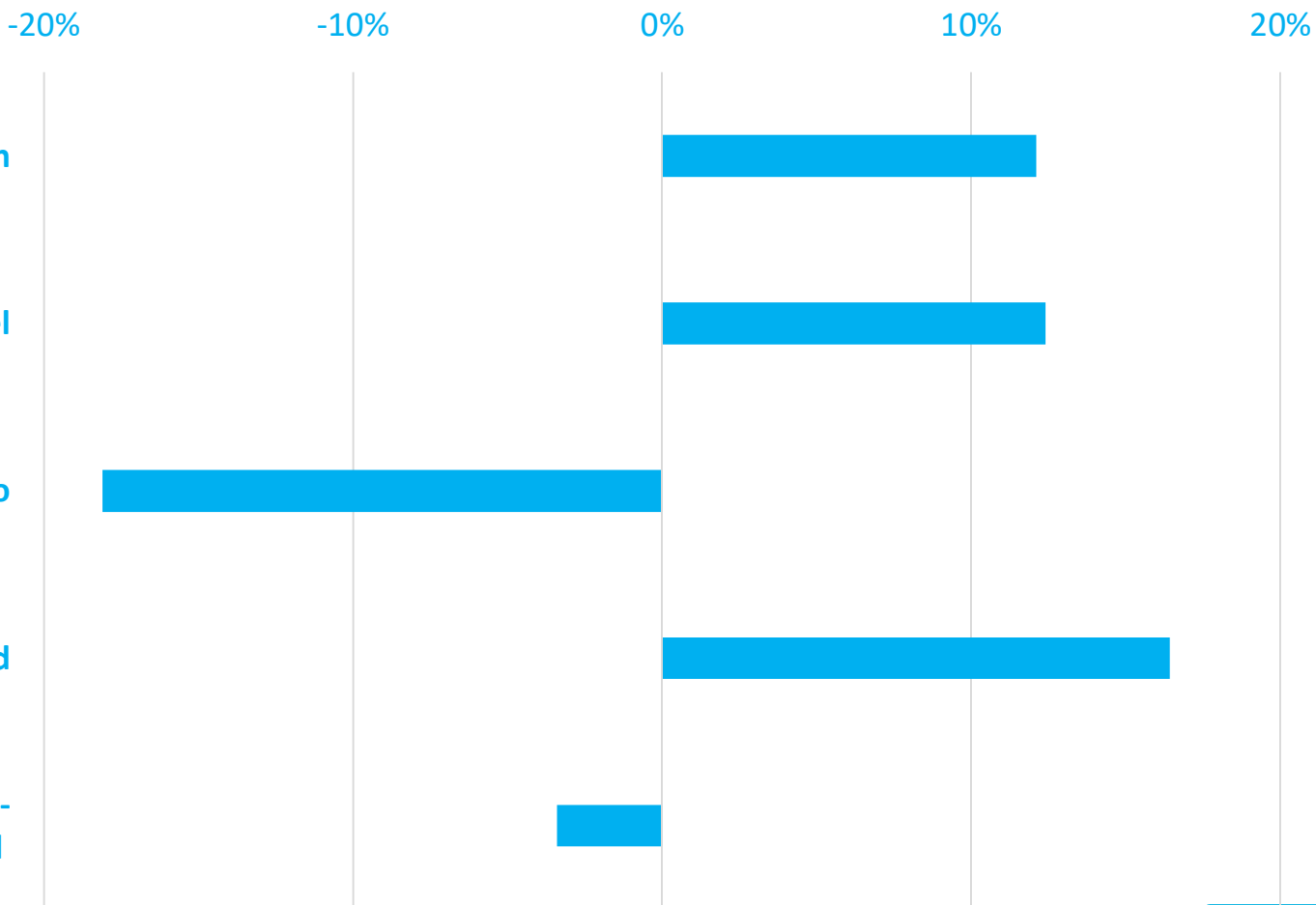
# TOP 10 Elektroauto-Modelle Juni 2024



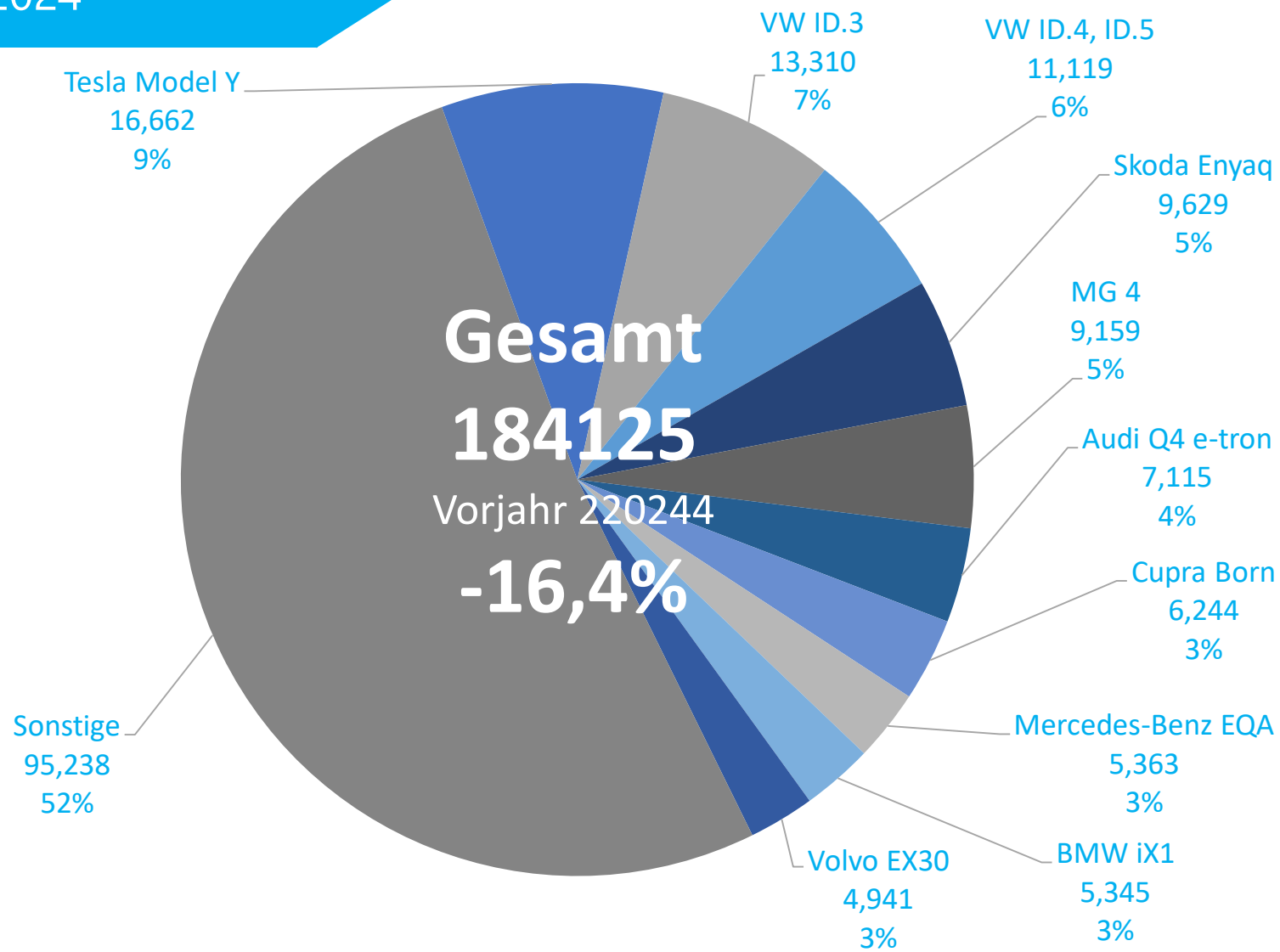
# KFZ Neuzulassungen Juni 2024 vgl. 2023



| 2023           | 2024           | Δ           | Anteil |                |
|----------------|----------------|-------------|--------|----------------|
| 99 704         | 111 768        | 12,1%       | 37,6%  | Benzin         |
| 46 875         | 52 688         | 12,4%       | 17,7%  | Diesel         |
| 53 006         | 43 412         | -18,1%      | 14,6%  | Elektro        |
| 62 332         | 72 579         | 16,4%       | 24,4%  | Hybrid         |
| 15 933         | 15 391         | -3,4%       | 5,2%   | Plug-in-Hybrid |
| <b>280 235</b> | <b>297 329</b> | <b>6,1%</b> |        |                |



# TOP 10 Elektroauto-Modelle Januar - Juni 2024



# KFZ Neuzulassungen Januar - Juni 2024 vgl. 2023



| 2023             | 2024             | Δ           | Anteil |                |
|------------------|------------------|-------------|--------|----------------|
| 512 451          | 550 578          | 7,4%        | 37,4%  | Benzin         |
| 252 763          | 275 352          | 8,9%        | 18,7%  | Diesel         |
| 220 244          | 184 125          | -16,4%      | 12,5%  | Elektro        |
| 324 078          | 363 966          | 12,3%       | 24,7%  | Hybrid         |
| 79 065           | 89 549           | 13,3%       | 6,1%   | Plug-in-Hybrid |
| <b>1 396 870</b> | <b>1 471 641</b> | <b>5,4%</b> |        |                |

